










A united, caring community of learners


Reception

Term	Class Texts	Science	Geography/History	Art/DT	RE	Music	PSHCE	PE
Autumn 1	 	<p>Humans: To be able to name some parts of the body.</p> <p>To know how to stay healthy.</p> <p>Create self portraits</p>	<p>History Focus Creating a timeline by looking at photographs of ourselves at various times of our lives.</p> <p>Discussing how we have changed over time. (Church)</p> <p>Geography Recognise some environments that are different to the one in which they live.</p> <p>Draw simple information from map. (Local walk to Powell)</p>	<p>Art Explore, use and refine a variety of artistic effects to express their ideas and feelings.</p> <p>Creating our homes using different media.</p> <p>Self portraits Draws with detail including finer details such as fingers, ears, hair styles or items onto features</p>	<p>Big Questions: Where do we belong?</p> <p>Creation/ Christianity Visit the Church – Understand that some places are special to members of their community. (Church)</p> <p>Recognise that people have different beliefs and celebrate special times in different ways. (Diwali/ Harvest)</p>	<p>Charanga Happy by Pharell Williams</p> <p>We Are Family by Sister Sledge</p> <p>Our House by Madness</p> <p>Musical Skills</p> <p>Find the pulse. <i>Feet marching up and down the street. Listen listen hear I come someone special gets the drum.</i></p> <p>Copy-clap the rhythm of names. <i>Copy cat, copy cat sitting on the door mat.</i></p> <p>Explore high sounds and low sounds using voices and glockenspiels. <i>See saw up and down. High low chicka low.</i></p>	<p>SCARF - Me and My Relationships</p> <p>All about me</p> <p>What makes me special</p> <p>Me and my special people</p> <p>Who can help me?</p> <p>My feelings</p> <p>My feelings (2)</p>	<p>Get Set 4 PE Introduction to PE Unit 2</p> <p>Squiggle whilst you wiggle Encourage children to draw freely.</p> <p>Masterclass- Lining up Carefully explain some of the rules of lining up and queuing, such as not standing too close or touching others.</p> <p>Mealtimes Teach and model for children how to eat with good manners in a group, taking turns and being considerate to others</p>

Autumn 2		<p>Seasonal changes/ Materials: What is it like in Autumn?</p> <p>Exploring a range of Autumnal natural resources. What changes can we see to our environment in Autumn? Light and Dark</p>	<p>Geography Understand the effect of changing seasons on the natural world around them.</p> <p>Scavenger Hunt – Powell</p> <p>History Remembrance Sunday Making poppies and create a whole class/ year group display</p>	<p>Autumnal Art - Mixes and matches to a specific colour or shade needed.</p> <p>Starry Night/ shadow art Uses primary colours to make secondary colours begins to add white or black to alter a shade or tint of paint.</p> <p>Making Hedgehog bread I can stir, spread, knead and shape a range of food and ingredients.</p>	<p>Creation The word god is a name. God the creator of the universe. God created the world. How can we care for our wonderful world? UC 1F – digging deeper</p> <p>Incarnation Why do Christians perform a nativity at Christmas? Christians believe that God came to earth in the form of a human as Jesus</p> <p>Christmas/ Nativity</p>	<p>Vivaldi four seasons – Autumn/ winter</p> <p>Charanga Dance Of The Sugar Plum Fairy by Tchaikovsky</p> <p>Frosty The Snowman sung by Ella Fitzgerald</p> <p>Nativity/Christmas Songs Away in a Manager We wish you a merry Christmas Jingle Bells Twinkle twinkle little star When Santa got stuck up the chimney</p>	<p>SCARF - Keeping Safe</p> <p>What's safe to go onto my body</p> <p>Keeping Myself Safe - What's safe to go into my body (including medicines)</p> <p>Safe indoors and outdoors</p> <p>Listening to my feelings (1)</p> <p>Keeping safe online</p> <p>People who help to keep me safe</p>	<p>Get Set 4 PE Fundamentals: Unit 2</p> <p>Squiggle whilst you wiggle Teach and model correct letter formation.</p> <p>Masterclass Develop their small motor skills so that they can use a range of tools competently, safely and confidently – colour mixing and scissor control</p> <p>I can cut a circle shape, cutting around the shape with round edges. I can cut out a square shape.</p>
	Spring Term							
Spring 1	 	<p>Animals excluding Humans To name and describe animals that live in different habitats Describe different habitats around the world.</p>	<p>Geography Recognise some similarities and differences between in this country and life in other countries.</p> <p>Recognise some environments that are different from the ones they live.</p> <p>Draw information from a simple map</p>	<p>Art Uses thick brushes. Uses thin brushes to add detail and holds the brush with a tripod grip.</p> <p>Paints with detail including finer details</p> <p>I can make irregular patterns based on real life such as printing the skin of a tiger, zebra, cheetah and giraffe. Draw, colour, print and paint.</p> <p>Making pancakes I can measure and weigh food items, non-standard</p>	<p>Incarnation Christians believe that Jesus came to show that all people are precious to God.</p> <p>What makes every single person unique and precious? UC F2 – digging deeper</p> <p>Biblical story - Noah's Ark</p>	<p>Charanga Thula Baba by Hlabalela Ensemble Ganesh Is Fresh by MC Yogi Conga by Miami Sound Machine</p> <p>Call and response songs: Here I come – lemonade</p> <p>Instruments: Drums, thumb piano Visit Powell for Gamelan performance. African drumming workshop?</p> <p>Introduce them to different kinds of music from across the globe, including traditional and folk music from Britain.</p>	<p>SCARF -Valuing Difference</p> <p>I'm special, you're special</p> <p>Same and different</p> <p>Same and different families</p> <p>Same and different homes</p> <p>Kind and caring</p> <p>Kind and caring (2)</p>	<p>Get Set 4 PE Gymnastics: Unit 2</p> <p>Develop the overall body strength, co-ordination, balance and agility needed to engage successfully with future physical education sessions.</p> <p>Squiggle whilst you wiggle Teach and model correct letter formation.</p>

Spring 2	 	Earth and Space To learn about the Earth, Sun, moon, planets and Stars. To learn about space travel.	History Make a time capsule from now and open At the end of Year 6. Compare and contrast characters from stories, including figures from the past. Looking after our Earth and making our own world map and enhancing with landscapes, terrains and animals. Explore the natural world around them.	Draws landscapes with backgrounds, cityscapes and buildings.	Salvation How can we help others when they need it? UC unit F3 – digging deeper Why do Christians put a cross in an Easter Garden? Jesus’ name means he saves Easter celebrations	Charanga Mars from The Planets Suite by Gustav Holst Jupiter, The Bringer Of Jollity by Gustav Holst Beyond The Sea sung by Robbie Williams Model how to tap rhythms to accompany words, such as tapping the syllables of names, objects, animals and the lyrics of a song	SCARF -Rights and Respect Looking after my special people Looking after my friends Being helpful at home and caring for our classroom Caring for our world Looking after money (1): recognising, spending, using Looking after money (2): saving money and keeping it safe	Get Set 4 PE Dance: Unit 2 Progress towards a more fluent style of moving, with developing control and grace Squiggle whilst you wiggle regular repetition so that correct letter formation becomes automatic, efficient and fluent over time
	Summer Term							
Summer 1	 	Living things and their habitats To explore the plants in the surrounding natural environment. To explore the animals in the surrounding environment. Make a comparison to plants and animals for a different environment (Earth link).	History Re-visit our timelines by looking at photographs of ourselves at various times of our lives. Discussing how we have changed over time. What we have learnt in previous topics.	I can explore simple one-line symmetry with activities such as folding painted butterflies, building models, drawing and using mirrors. Paints from observation by making a careful study and then includes features and details in the pictures.	Salvation Jesus came to show God's love. How can we show love to others? Big Question This is my world – why is it so important to me?	Vivaldi four seasons Spring. Charanga Flight Of The Bumblebee by Rimsky-Korsakov	SCARF - Growing and Changing Seasons Life stages - plants, animals, humans Life Stages: Human life stage - who will I be? Getting bigger	Get Set 4 PE Games: Unit 2 Squiggle whilst you wiggle regular repetition so that correct letter formation becomes automatic, efficient and fluent over time Masterclass Develop their small motor skills so that they can use a range of tools competently, safely and confidently through planting and caring for plants,

Summer 2



<p>Forces Learning how we can make changes to the movement of objects.</p> <p>How does the wind make things move? How do things travel across water? How fast does and Egg role? And how can we keep it safe?</p>	<p><u>Geography</u> Moving on and transitions.</p>	<p>Draws fine detailed portraits, imaginative worlds, landscapes, cityscapes, buildings and objects from making close observation.</p> <p>Joins items which are cut, torn and glued. Uses techniques such as flanges, slots, braces, tabs and ties, with some support.</p>	<p>Islam Eid –al-Adha Hajj</p> <p><i>Why are festivals an important part of a Muslim's life?</i></p> <p>How is Eid celebrated by Muslims? What happens at Hajj?</p>	<p><u>Charanga</u> I Feel Good by James Brown</p> <p>Don't You Worry 'Bout a Thing sung by Incognito</p> <p>E.T. Flying Theme by John Williams</p> <p>Spiderman sung by Michael Bublé</p> <p>Encourage children to create their own music</p>	<p>SCARF -Being my Best</p> <p>Bouncing back when things go wrong</p> <p>Yes, I can!</p> <p>Healthy eating (1)</p> <p>Healthy eating (2)</p> <p>Move your body</p> <p>A good night's sleep</p>	<p>Get Set 4 PE Ball Skills Unit 2</p> <p>Further develop and refine a range of ball skills including: throwing, catching, kicking, passing, batting, and aiming.</p> <p>Develop confidence, competence, precision and accuracy when engaging in activities that involve a ball</p> <p><u>Squiggle whilst you wiggle</u> regular repetition so that correct letter formation becomes automatic, efficient and fluent over time</p> <p><u>Masterclass</u> Develop their small motor skills so that they can use a range of tools competently, safely and confidently through</p> <p>Wood work - Joins items using hot glue guns. Joins items using hammers and nails</p>
--	---	--	---	--	---	---