













*A united, caring community of learners*

## Nursery Cycle B

Autumn Term								
Term	Class Texts	Science	Geography/History	Art/DT	RE	Music	PSHCE	PE
Autumn 1		Settling in period in Nursery – Focus on PSED	Settling in period in Nursery – Focus on PSED	Settling in period in Nursery – Focus on PSED	Settling in period in Nursery – Focus on PSED	<p><b><u>Key Nursery rhymes for this half term</u></b></p> <p>Let's be friends</p> <p>Songs with actions.</p>	Settling in, Nursery rules, group time rules, accessing provision independently.	Settling in period in Nursery – Focus on PSED
Autumn 2	 	<p>Learn about the changes that happen during Autumn.</p> <p>Talk about the differences between day and night.</p>	<p><b><u>History</u></b></p> <p>Make connections about features of our families and others as we talk about who we live with.</p> <p>Compare similarities and differences between our friends.</p>	<p>Explore different materials using all of their senses – gloop, paint, dry rice and playdough.</p> <p>Colour recognition.</p> <p>Using a paint palette independently when accessing Art area.</p>	<p>Talk about special times and celebrations – Diwali and Christmas</p> <p>Why is the word 'God' so important to Christians?</p> <p>Why do Christians perform nativity plays at Christmas?</p>	<p><b><u>Key Nursery rhymes for this half term</u></b></p> <p>Travel and Movement</p> <p>Songs and chants with actions.</p>	<p>Sharing our own feelings and listening to others.</p> <p>Turn taking and sharing games</p> <p>Choosing own activities in Nursery</p>	<p>Squiggle whilst you wiggle – gross motor movements</p> <p>Balance bikes – Nichola</p> <p>Focus on toilet training – No Nappy November</p> <p>To be able to take own coat and shoes on and off/with support.</p>
Spring term								

<p><b>Spring 1</b></p>	 	<p>Learn about the changes that happen during Winter.</p> <p>Changing states of matter - snow and ice. Explore melting and freezing.</p>	<p><b><u>Geography</u></b></p> <p>Rosie's walk journey. Go on our own walk in the local area.</p> <p>Discuss a familiar route.</p> <p>Discuss routes and locations using words such as 'in front of' and 'behind'.</p>	<p>Use more detail in their drawings e.g. when drawing a person include eyes, nose and mouth.</p>	<p>Talk about special times and celebrations – Easter</p> <p><b>Special Places</b> Which places are special and why?</p>	<p><b><u>Key Nursery rhymes for this half term</u></b></p> <p>This is me! Songs, movement, rhythm.</p>	<p>Increasingly follow the Nursery rules and understand why they are important.</p> <p>Encourage children to welcome new children into the setting.</p> <p>Focus on making children independent in Snack area – pouring drinks without spilling, washing up, setting the table, buttering toast etc.</p>	<p>Squiggle whilst you wiggle – gross motor movements</p> <p>Managing own hygiene including going to the toilet independently and hand washing.</p> <p>Balancing on and off Nursery outdoor equipment</p>
<p><b>Spring 2</b></p>	 	<p>Explore collections of materials with similar or different properties. Talk about the differences they notice – linked to The Three Billy Goats Gruff.</p>	<p><b><u>History</u></b></p> <p>-Discuss different occupations in relation to children's families.</p> <p>-Invite different visitors into school based on children's interests in occupations.</p>	<p>Use and explore a range of materials freely to make their own creations (link to bridges) –<b>outdoors with large materials.</b></p> <p>Use and explore a range of materials freely to make their own creations (link to bridges) – <b>indoors with a focus on joining materials with</b></p>	<p><b>Salvation Christianity</b> Why do Christians put in a cross in an Easter garden?</p>	<p><b><u>Key Nursery rhymes for this half term</u></b></p> <p>Animal Tea Party. Songs with actions and drum rhythms.</p>	<p>Start taking part in group activities that they make up themselves.</p> <p>Learn to care for the world around them.</p>	<p>Squiggle whilst you wiggle – drawing different lines and circles</p> <p><b>Get Set 4 PE Introduction to PE Unit 1</b></p> <p>Begin to show a preference for a dominant hand</p> <p>Fine motor activities to</p>

		Learn about the changes that happen during Spring.		<b>sellotape and glue.</b>				encourage correct pencil grip – making marks in different media.
<b>Summer 1</b>	 	<p>Learn about the life cycle of a butterfly.</p> <p>Plant seeds and care for living plants.</p> <p>Learn what a plant needs to grow.</p>	<p><b>History</b> Growth – How have you changed from being a baby?</p> <p><b>Geography</b> <b>Visit to the woods/forest area.</b> How can we help to look after the wildlife that visit the woods?</p>	<p>Observational drawings of flowers, plants and insects.</p> <p>Printing using fruit and vegetables. Which vegetable/fruit is the best for printing?</p>	<p>Talk about special times and celebrations – Eid</p> <p><b>Islam</b> Which stories are special and why?</p>	<p><b>Key Nursery rhymes for this half term</b></p> <p>I've got feelings.</p> <p>Soundscapes and body percussion.</p>	<p>Begin to manage their own conflicts in an appropriate way.</p> <p>Play co-operatively responding to what others are saying or doing.</p>	<p>Squiggle whilst you wiggle – drawing different lines and circles</p> <p><b>Get Set 4 PE Ball Skills Unit 1</b></p> <p>Throwing and catching games outdoors</p> <p>Healthy lifestyles including teeth, food and exercise.</p>
<b>Summer 2</b>		<p>Learn about the changes that happen during Summer.</p> <p>Forces – link to Baby Bear travelling to the Moon.</p>	<p><b>Geography</b> Know that there are different countries and talk about their experiences of different countries both first hand and from photos. <b>Link to family holidays children have been on.</b></p>	<p>Children to design and make their own rocket which materials would be best to use?</p>	<p><b>Big Questions</b> Everyone is special and unique. What makes me, me?</p>	<p><b>Key Nursery rhymes for this half term</b></p> <p>Let's Jam! Making a band.</p>	<p><b>Transition</b> Visits to new Reception classes.</p> <p>Address any worries children may have about moving up to Reception.</p>	<p><b>Get Set 4 PE Gymnastics Unit 1</b></p> <p>Use scissors to cut effectively and understand safety with tools.</p>

		Explore magnets and sorting objects that are magnetic/non magnetic.				<b>Nursery graduation songs</b>	Nursery Graduation	Copy letters of their name and begin to write their name independently.  Outdoors – games to encourage different speeds, directions and obstacles.
--	--	---	--	--	--	---------------------------------	--------------------	--