












*A united, caring community of learners*



## Nursery Cycle A

Autumn Term								
Term	Class Texts	Science	Geography/History	Art/DT	RE	Music	PSHCE	PE
Autumn 1		Settling in period in Nursery – Focus on PSED	Settling in period in Nursery – Focus on PSED	Settling in period in Nursery – Focus on PSED	Settling in period in Nursery – <b>God/Creation – Christianity</b>  Why is the word 'God' so important to Christians?	<b>Key Nursery rhymes for this half term</b>  Let's be friends  Songs with actions.	<b>Me and My Relationships:</b>  Settling in, Nursery rules, group time rules, accessing provision independently.	Settling in period in Nursery – Focus on PSED
Autumn 2	 	Learn about the changes that happen during Autumn.  Talk about the differences between day and night.	<b>History</b>  Make connections about features of our families and others as we talk about who we live with. Compare similarities and differences between our friends.	Explore different materials using all of their senses – gloop, paint, dry rice and playdough.  Colour recognition.  Using a paint palette independently when accessing Art area.	<b>God/Creation – Christianity</b>  How can we care for our wonderful world?  Talk about special times and celebrations – Diwali and Christmas	<b>Key Nursery rhymes for this half term</b>  Travel and Movement  Songs and chants with actions.	<b>Valuing Difference:</b>  Sharing our own feelings and listening to others.  Turn taking and sharing games  Choosing own activities in Nursery	Squiggle whilst you wiggle – gross motor movements  Balance bikes – Nichola  Focus on toilet training – No Nappy November  To be able to take own coat and shoes on and off/with support.
Spring term								

<p><b>Spring 1</b></p>	 	<p>Learn about the changes that happen during Winter.</p> <p>Changing states of matter - snow and ice. Explore melting and freezing.</p>	<p><b><u>Geography</u></b></p> <p>The Bear hunt journey</p> <p>Discuss a familiar route.</p> <p>Discuss routes and locations using words such as 'in front of' and 'behind'.</p>	<p>Use more detail in their drawings e.g. when drawing a person include eyes, nose and mouth.</p>	<p>Talk about special times and celebrations – Easter</p> <p><b>Special Places</b> Which places are special and why?</p>	<p><b><u>Key Nursery rhymes for this half term</u></b></p> <p>This is me! Songs, movement, rhythm.</p>	<p><b>Keeping Myself Safe:</b></p> <p>Increasingly follow the Nursery rules and understand why they are important.</p> <p>Encourage children to welcome new children into the setting.</p> <p>Focus on making children independent in Snack area – pouring drinks without spilling, washing up, setting the table, buttering toast etc.</p>	<p>Squiggle whilst you wiggle – gross motor movements</p> <p>Managing own hygiene including going to the toilet independently and hand washing.</p> <p>Balancing on and off Nursery outdoor equipment</p>
<p><b>Spring 2</b></p>	 	<p>Explore collections of materials with similar or different properties. Talk about the differences they notice – linked to The Three Little Pigs and Three Billy Goats Gruff.</p> <p>Learn about the changes that</p>	<p><b><u>History</u></b></p> <p>-Discuss different occupations in relation to children's families.</p> <p>-Invite different visitors into school based on children's interests in occupations.</p>	<p>Use and explore a range of materials freely to make their own creations (link to houses and bridges) – <b>outdoors with large materials.</b></p> <p>Use and explore a range of materials freely to make their own creations (link to houses</p>	<p><b>Salvation Christianity</b> Why do Christians put in a cross in an Easter garden?</p>	<p><b><u>Key Nursery rhymes for this half term</u></b></p> <p>Animal Tea Party. Songs with actions and drum rhythms.</p>	<p><b>Rights and Respect:</b></p> <p>Start taking part in group activities that they make up themselves.</p> <p>Learn to care for the world around them.</p>	<p>Squiggle whilst you wiggle – drawing different lines and circles</p> <p><b>Get Set 4 PE Introduction to PE Unit 1</b></p> <p>Begin to show a preference for a dominant hand</p>

		happen during Spring.		and bridges) – <b>indoors with a focus on joining materials with sellotape and glue.</b>				Fine motor activities to encourage correct pencil grip – making marks in different media.
<b>Summer 1</b>	 	<p>Plant seeds and care for living plants.</p> <p>Learn what a plant needs to grow.</p> <p>Learn to respect and care for the environment.</p>	<p><b>History</b> Growth – How have you changed from being a baby?</p> <p><b>Geography</b> <b>Visit to the woods/forest area.</b> How can we help to look after the wildlife that visit the woods?</p>	<p>Observational drawings of flowers, plants and insects.</p> <p>Printing using fruit and vegetables. Which vegetable/fruit is the best for printing?</p>	<p>Talk about special times and celebrations – Eid</p> <p><b>Islam</b> Which stories are special and why?</p>	<p><b>Key Nursery rhymes for this half term</b></p> <p>I've got feelings.</p> <p>Soundscapes and body percussion.</p>	<p><b>Being My Best:</b> Begin to manage their own conflicts in an appropriate way.</p> <p>Play co-operatively responding to what others are saying or doing.</p>	<p>Squiggle whilst you wiggle – drawing different lines and circles</p> <p><b>Get Set 4 PE Ball Skills Unit 1</b></p> <p>Throwing and catching games outdoors</p> <p>Healthy lifestyles including teeth, food and exercise.</p>

**Summer 2**



Learn about the changes that happen during Summer.

Forces – Floating and sinking with boats and items in the Water tray.

Explore magnets and sorting objects that are magnetic/non magnetic.

**Geography**

Know that there are different countries and talk about their experiences of different countries both first hand and from photos. **Link to family holidays children have been on.**

Children to design and make their own boat – which materials would be best to use?

**Big Questions**  
Everyone is special and unique. What makes me, me?

**Key Nursery rhymes for this half term**

Let's Jam!  
Making a band.

**Nursery graduation songs**

**Transition**  
Visits to new Reception classes.

Address any worries children may have about moving up to Reception.

Nursery Graduation

**Get Set 4 PE Gymnastics Unit 1**

Use scissors to cut effectively and understand safety with tools.

Copy letters of their name and begin to write their name independently.

Outdoors – games to encourage different speeds, directions and obstacles.