




Top Tips to Support Your Child's Development

Communication & Language

Teaching Your Child to Realise Their Voice is Useful – fun games to play to help your child to learn that using their voice has an effect on other people

1. Play noise-making games with cardboard tubes from kitchen roll. Put the tube close to your child's ear and experiment with making different noises and loud and quiet sounds. Encourage your child to make a sound in your ear and take turns to 'talk' into the tube.
 
2. Blow bubbles for your child and use the phrase 'ready steady go' before you blow them. Pause before saying 'go' and encourage your child to say it themselves. Praise your child by blowing the bubbles for any noise they make.
 
3. If bubbles don't motivate your child, use the 'ready steady go' technique with any other toy or game that interests them and involves them having to wait for you to do something, e.g. a wind-up toy, a pop-up toy, or even just a tickling game or 'spin-me-around' game.
 
4. Play the 'sleeping game'. Pretend to go to sleep on a pillow or cushion and wait for your child to make a noise. When you hear the noise, open your eyes and jump up suddenly as if your child's voice woke you up. Take turns, and when your child is pretending to sleep, use your voice to model the desired phrase such as 'wakey wakey'.